


# SOLAR·CELL®

APPROVED BY THE DUTCH

## 340WP HALF CELLS MONO CRYSTALLINE SOLAR MODULE

SCM-340/120HW



**15**  
WARRANTY  
YEARS



### FEATURES



Excellent module efficiency up to **20.5%** by using high efficient Mono crystalline solar 120 half cells



Outstanding performance at low irradiance above **96.3%**



Heavy snow load up to **5400Pa** and wind load up to **3800Pa**



IP68 junction box for long term weather endurance



Tested in manufacture process on Microcracks



Guaranteed positive power tolerance up to **5w**



Selective materials and rigid process effectively control Potential Induced Degradation (PID)

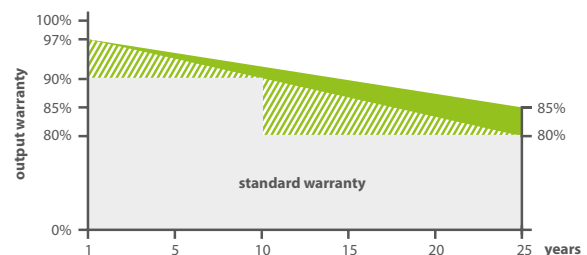
### WARRANTY



**15 Years** product warranty



**25 Years** minimum **85%** linear power output warranty



SOLARCELL GROUP B.V.

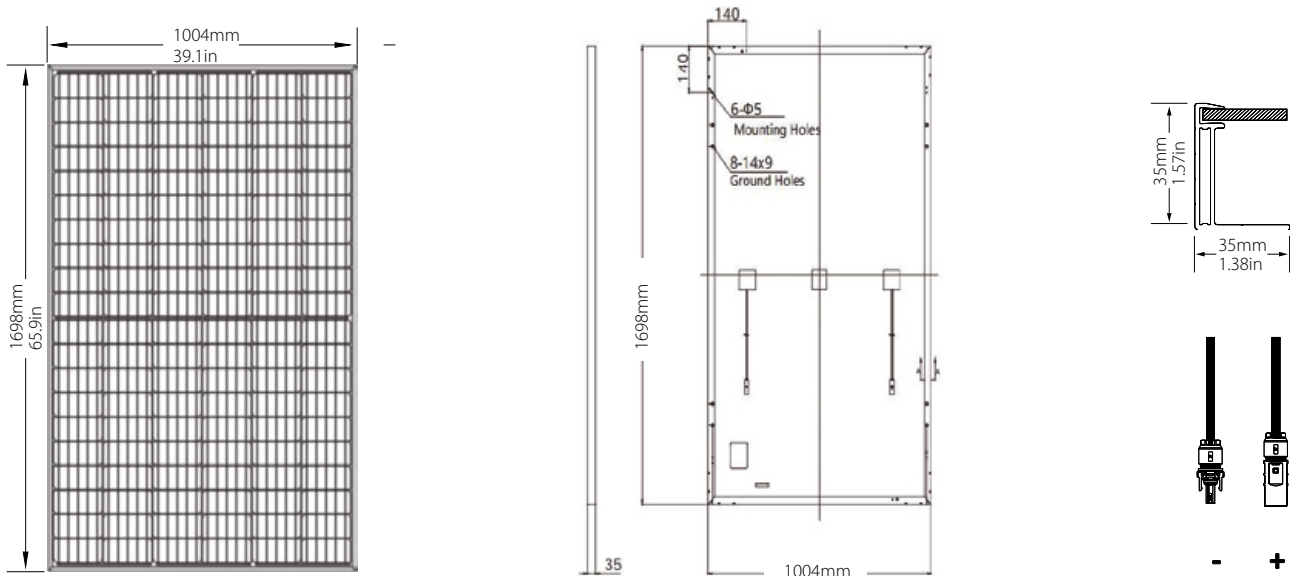
Arsenaal 6  
3905 NN Veenendaal

The Netherlands  
+31 (0) 318 - 253442

info@solar-cell.nl  
www.solar-cell.nl

*The specifications are subject to change without prior notice.*

**SCM-340/120HW**  
HALF CELLS MONO CRYSTALLINE SOLAR MODULE



**ELECTRICAL SPECIFICATION**

Model Type	Unit	SCM-340/120HW
Maximum Power (Pmax)	W	340
Module Efficiency	%	20.5
Open Circuit Voltage (Voc)	V	40.40
Short Circuit Current (Isc)	A	10.70
Maximum Power Voltage (Vmp)	V	33.59
Maximum Power Current (Imp)	A	10.12
Maximum System Voltage	V	ICE 1000VDC/UL1500(VDC)
Maximum Series Fuse Rating	A	18

Standard Test Conditions (STC) of irradiance of 1000 W/m<sup>2</sup>, spectrum AM 1.5 and cell temperature of 25°C.  
The NOCT is obtained under the Test Conditions: 800W/m<sup>2</sup>, 20°C ambient temperature, AM 1.5 Spectrum, 1m/s wind speed.

**MECHANICAL SPECIFICATION**

Module Dimension (mm)	1698 × 1004 × 35
Cell Dimension (mm)	158.75 × 78.375
Number of Cell	120
Weight (kgs)	19kg
Maximum Load (TUV) (Pascal)	5400
Junction Box and Cable connector	IP68 rated; MC4 compatible
Backsheet Color	White
Frame Color	Black

**TEMPERATURE SPECIFICATION**

Nominal Operating Cell Temperature (NOCT)	45 +/- 2 °C
Temperature Coefficient ( Pmax)	-0.367% / °C
Temperature Coefficient ( Voc )	-0.320% / °C
Temperature Coefficient ( Isc)	0.107% / °C
Operating Temperature	-40~85 °C

**POWER CURVES**

